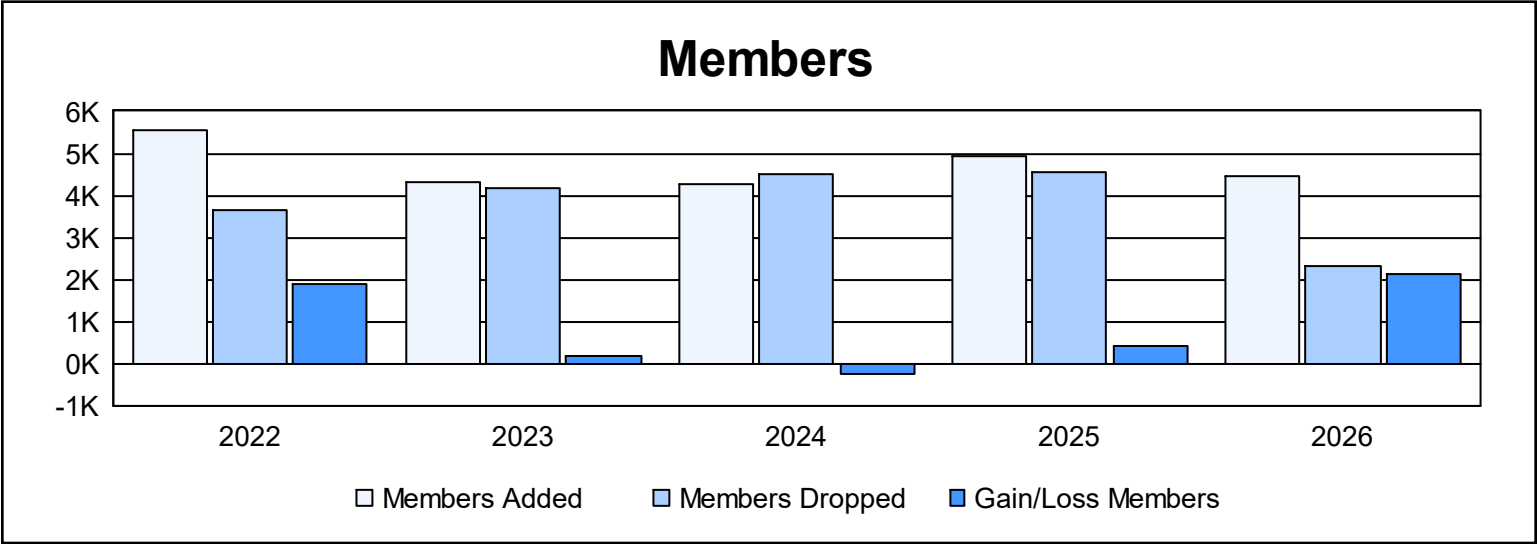
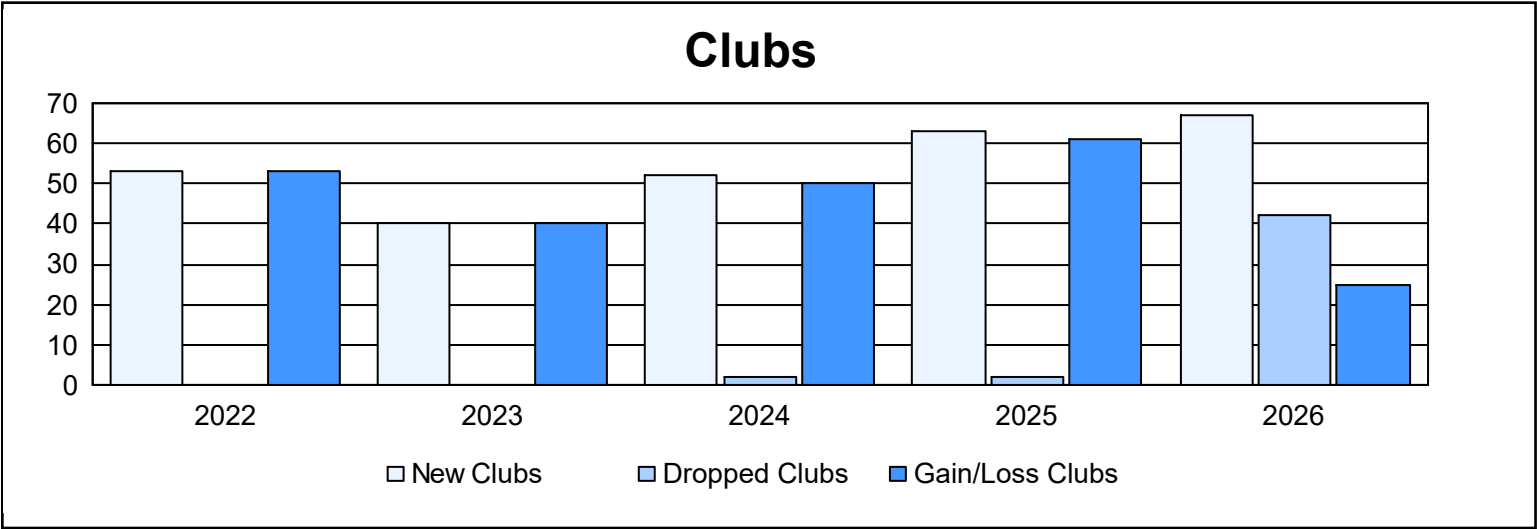
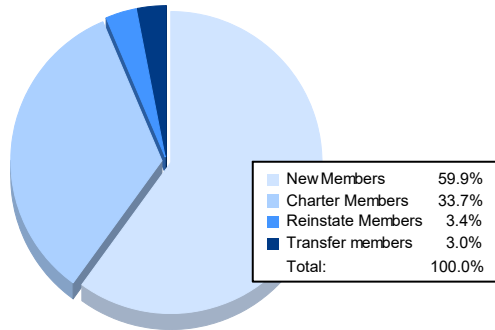


Year	New Clubs	Dropped Clubs	Gain/ Loss Clubs	New Members	Charter Members	Reinstate Members	Transfer Members	Total Member Added	Total Members Dropped	Gain/ Loss Members
2021-2022	53	0	53	3,364	1,750	284	135	5,533	3,643	1,890
2022-2023	40	0	40	2,517	1,131	527	151	4,326	4,151	175
2023-2024	52	2	50	2,668	1,206	210	166	4,250	4,479	-229
2024-2025	63	2	61	2,784	1,348	588	216	4,936	4,537	399
2025-2026	67	42	25	2,672	1,502	153	135	4,462	2,338	2,124
Average	55	9	46	2,801	1,387	352	161	4,701	3,830	872



## Membership Composition

### December 2025 Cumulative



## Gender Composition

### December 2025 Cumulative

